








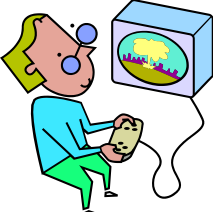


















*Expect the Best in Learning Social Language Skills*

1090 Homestead Rd.  
Santa Clara, CA 95050  
Phone/(408) 241-2229  
Fax/(408) 241-3165

### Let's Talk Conversations

1. Explain what a topic is to the child using simple words.
2. For example, **“a topic means something we talk about.”**
3. Play the conversation game.
4. Make several copies of the topic game.
5. Cut about 4 sets and fold and place in a plastic bag
6. Each child gets a turn to look in the plastic bag and pick out a picture.
7. Ask the child who might like to talk about the picture he or she has adult or a child. Have the child explain his answer and also give the other players an opportunity to share their thoughts on the topic. For example it be both adults and kids in some answers and others such as being polite can be just adults.

# Bingo Game

doll 	Dinner 	Race cars 	Computer games 
Monkey Bars 	Video games 	Clean your room 	Play jump rope 
Homework 	Music lessons 	Super heroes 	Lego bat 
Birthday 	Feed the dog 	Nintendo 	Pretend police officer 
School 	Brother 	Hide and Seek 	Being good 
Swings 	Comic books 	Being polite 	Hello Kitty 

Innovative Therapy Services