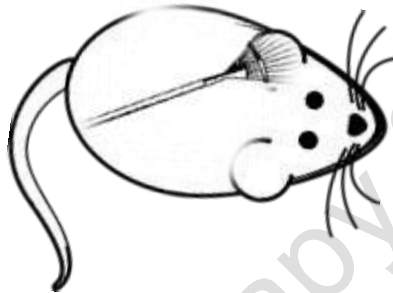

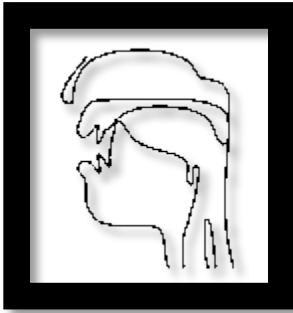


I Spy initial r-sounds



Print this page out and use it to play "I Spy Memory r - words". Choose a player to start. The player starts by saying, "I spy with my little eye, something that _____". The blank can be any of the hidden pictures. List of things to spy: Rug, Wrist, Ribbon, Wrist watch, Ring, Raisin, Rolling pin, writing and rake.

I Spy initial r-sounds



Tips for producing the /r/ sound:

Retroflex /r/

Step 1: Bring the tip of the tongue upward, slightly behind the two upper front teeth.

Step 2: Curling the tongue tip backward without touching the roof of the mouth, you will notice that sides of the tongue will touch the insides of the upper back molars and you can then practice saying /ra, ra,/ Don't give up keep practicing, /r/ sound is not a very easy sound to master quickly. Another trick if that does not work, is to make the /l/ sound, but then lower your jaw and move your tongue back (sliding the tip) until your /l/ begins to sound like /r/.



Bunched up /r/

The second way to make the /r/ sound is known as "Bunched Up"

Step 1: Bunch the tongue and push it back so that the back-tongue elevates
Step 2: While doing this make sure your tongue is somewhat tense and (especially the back corners, just as if you were to make the /k/ sound, but instead push slightly and make the /r/ sound.